

Summer 2013

RAINBOW

Free
for all
children!



The Methodist Church 

Contents

El Salvador.....	2
Sissi and Scout in El Salvador.....	3
Volcano wordsearch.....	4
Make your own volcano.....	5
Zambia.....	6
Play4all.....	6
Meet Dave.....	7
Prayer focus.....	8
JMA Champions page.....	9
JMA Challenges 2013/14.....	10
JMA Champion card.....	12
MiB.....	13
Brazil.....	14-15
Brazilian Games.....	16
Brazilian Crafts.....	17
JMA Secretaries news.....	18-19
¿Hablas español?.....	20

Use of photographs

We love to receive photos from events and of collectors receiving their certificates and badges. They can be emailed to childrenandyouth@methodistchurch.org.uk or posted to Children & Youth, Methodist Church House, 25 Marylebone Road, London NW1 5JR.

All photographs should include written confirmation that written parental consent has been obtained (and the date it was obtained) for the image to be used in *Rainbow*. We are unable to use any images that do not confirm you hold parental consent.



Country facts: El Salvador

Capital City: San Salvador

Population: 6,108,590

Languages spoken:
Spanish (official); Nahua (spoken by some Amerindians)

Currency: US Dollars

Here are some interesting facts about El Salvador.

Just over a quarter of the people who live there are aged 0-14.

The early inhabitants of El Salvador are called the Maya.

El Salvador is famous for its beautiful beaches and hosts the ISA World Masters Surfing Championship.

EL SALVADOR

El Salvador is the smallest country in Central America.

Caribbean Sea

COSTA RICA

PANAMA

COLOM

Sissi and Scout in El Salvador

JMA and the World Mission Fund provide funding for mission partners in other countries. The children of two mission partners working in El Salvador share a little about what it is like for them.

Paul Collins and Maura Cook are mission partners working with the Methodist Church in El Salvador. They teach at the church's nursery school, and have three children: Scout (aged six), Assisi (Sissi) (aged four) and Saffi (aged two).



Sissi and Scout talk to Klax and Traz about what it is like to live in El Salvador



Klax: What do you like about being mission partner children and living in a new country?

Sissi: I liked going to the beach on Easter Day. The sea is warmer than our beach in England so you could stay in for longer. In school I learn lots of Spanish words from the other children. When I see them in the morning, they say "¡Hola!" to me.

Klax: What do you dislike about being mission partner children and living in a new country?

Sissi: I don't like the really loud dog that lives on our street. Sometimes I don't go out to play because I don't like the dog. I don't like going to school some days because I get lots of really hard homework and I don't understand it in Spanish.

Klax: What is the most important thing you have learnt?

Sissi: I've learnt to do lots of tricky things here, and lots of new things at school.

Klax: What do you miss most from back home?

Sissi: I used to like going to my friends' houses, like Martha's house, and I miss fish and chips, the straight fish from the fish and chip shop.

Klax: What are the differences between the Church in El Salvador and your church back home?

Sissi: Church in England was really fun because I liked playing with the felt tip pens. I used to go to church in the morning, but here we go in the afternoon when it's really hot.



Traz: What do you like about being mission partner children and living in a new country?

Scout: I like being able to eat lots of ice cream here because it's so hot. I like my big house because there is lots of space on the floor inside to play with the train track. Because it's hot we can play with the hose in the yard and go to swimming pools.

Traz: What do you dislike about being mission partner children and living in a new country?

Scout: I don't like having to move house because I miss my old house. We have to do lots of travelling.

Traz: What is the most important thing you have learnt?

Scout: I've learnt some new songs in Spanish, like "happy birthday" which is "cumpleaños feliz". I've also learnt how to ride in a tuc-tuc safely (that's a motorbike with three wheels which you can get home from somewhere if you are too tired).

Traz: What do you miss most from back home?

Scout: I miss my friends and my trampoline and all the toys in the garden like the ladder that went up to the sky.

Traz: What are the differences between the Church in El Salvador and your church back home?

Scout: Church is a very long way away from our house, but in Caistor it was just up the hill and round the corner. There was carpet on the floor in Caistor Church and here it is very dusty, so we don't have carpets.



Volcano Wordsearch

El Salvador is known as 'the land of volcanoes'. It has some of the most active volcanoes in the world.

Can you find all 20 volcanoes' names in this wordsearch puzzle?

ANA
 APANECA
 APASTEPEQUE
 CERRO
 CHINAMECA
 COATEPEQUE
 CONCHAGUA
 CONCHAGÜITA
 GUAZAPA
 ILOPANGO
 IZALCO
 LAGUNAARAMUACA
 RANGE
 SANDIEGO
 SANMIGUEL
 SANSALVADOR
 SANTA
 SANVICENTE
 SINGÜIL
 TABURETE
 TECAPA
 USULUTÁN



Make your own volcano

You will need

- six cups of flour
- two cups of salt
- four tablespoons of cooking oil
- warm water
- a plastic bottle (small soft drink size)
- washing-up liquid
- food colouring
- vinegar
- a bowl or baking dish
- newspaper
- baking soda
- red, yellow, orange or purple food colouring (choose whatever combination you want).

1. First, cover the table with newspaper.
2. Then make the volcano cone shape. Mix six cups of flour (use a teacup, not a mug), two cups of salt, four tablespoons of cooking oil and two cups of water. The mixture should be smooth and firm; a bit like play dough (add more water if needed). You could use papier maché as an alternative to make the volcano cone (see below for how to make papier maché, then follow the rest of the instructions exactly the same way).
3. Stand the plastic bottle in the bowl or baking tray and mold the dough/papier maché around it into a volcano shape. Don't cover the hole or drop dough into it.
4. Fill the bottle most of the way full with warm water and a few drops of each food colouring.
5. Add six drops of washing up liquid to the bottle contents. This helps trap the bubbles produced by the reaction so you get better lava.
6. Add two tablespoons of baking soda to the liquid.
7. Slowly pour vinegar into the bottle.



Some facts about your volcano

The cool red lava is the result of a chemical reaction between the baking soda and vinegar.

In this reaction, carbon dioxide gas is produced – which is also present in real volcanoes.

As the carbon dioxide gas is produced, pressure builds up

inside the plastic bottle, until the gas bubbles (thanks to the washing up liquid) out of the 'volcano'.

Adding food coloring will result in a bright display of lava.

How to make papier maché

Tear newspaper into strips (you will need enough strips for at least five layers). Add three quarters white glue to one quarter water (or if using a good, thick glue, you can do half and half). Soak the strips in the glue and smooth round the plastic bottle, building up a mountain shape around the bottle.



Zambia

Country facts: Zambia

Capital City: Lusaka

Location: Southern Africa – east of Angola and south of the Democratic Republic of the Congo

Population: 14,222,233

Languages spoken:

English (official) and 11 Bantu languages (Bemba, Nyanja, Tonga, Lozi, Chewa, Nsenga, Tumbka, Lunda, Kaonde, Lala and Luvale)

Just under half Zambia's population are between 0-14 years of age.

There are 816,200 internet users in Zambia.

There are over eight million mobile phones in Zambia.

Play4all

Jenny Featherstone is a joint mission partner with the Methodist Church and the Church of Scotland, currently serving at the Mindolo Ecumenical Foundation (MEF) in Kitwe, Zambia. She has been in Zambia since 2007.



Jenny helped launch Play4all in 2012, in the Kamatipa community. Play4all aims to serve children in Kamatipa who cannot afford to go to school, giving them good adult role models and educating them through play.



Jenny says:

We have been granted a small salary for the next five years under the Nationals in Mission scheme (funds from JMA and the World Mission Fund). This pays for a full-time project manager for Play4all. We now have 20 volunteers at Play4all and will be shortly be training a few more. We have a football team and are trying to organise a netball team. We also feed the children who attend the scheme and have run an adult literacy class.



Try these games with your friends.



Isole

Isole is a popular board game played in some parts of Zambia. It is played on a wooden board in the shape of an egg carton, and uses either stones or seeds as playing pieces. The game is played in two parts. The aim is for one player to capture all their opponent's pieces.

Nchuba

Nchuba is a game schoolchildren play in Zambia. It is traditionally played by girls. The game begins by digging a small hole about 25 cm wide and placing 10 small rocks around the edge. Girls sit around the hole and take turns throwing a larger stone into the air and using that same hand to move one of the stones around the edge into the hole before catching the larger stone. The first girl to get all 10 stones into the hole without making a mistake is the winner. This is similar to the game of jacks.

Meet Dave



Dave Friswell is the World Church Relationships team leader.



*Dave and Sarah Friswell
Malawi, East Africa (1988)*

It was great for my wife Sarah and I to be invited back to London Road Methodist Church in Horsham, Sussex, to be part of their World Church celebrations. Twenty-five years ago, we went to church there every Sunday morning. But then we realised that God was telling us that perhaps we shouldn't be working in Britain but for a church in a different country.

After lots of interviews, a visit to the doctor's to see if we were fit and some time at a training college, Sarah and I set off on a long journey to Malawi, East Africa, where we lived for three

years. Sarah was teaching in a girls' secondary school run by the Church and I was in charge of a workshop and a pottery that provided work for people in the village and raised money for the Church. Sometimes it was really hard work but at other times it was great fun and wonderful to live in the little village and make lots of new friends there.

But while we were in Africa it was great to know that our friends in England hadn't forgotten us. Even though we had moved 5,000 miles away, some of them came to visit us. Others prayed for us and the work we did, and some even sent us chocolate through the post. It took three weeks to get to us and was usually very squished but it still tasted good!

When we went back to our old church in Horsham, it was lovely to see some of the young people were part of JMA – collecting money each week to support mission partners in many different countries, all round the world. So a big 'thank you' to you all.



Dave and Sarah visiting London Road Methodist Church, Horsham.

Prayer focus

Talk to God about the world

Alphabet prayers

You will need a map of the world or a globe for this prayer activity.

Start by spinning the globe and praying for a country whose name begins with the letter A. Then do the same again and pray for a country beginning with the next letter, and so on. See how many countries you can pray for.

You can pray for children in these countries, or for their governments, or for anything else you can think of.

Colour prayers

On an outline map of the world, write a prayer or colour in each of the countries when you pray for:

- projects supported by JMA (colour yellow)
- children and youth workers across the world (colour orange)
- mission partners who share their skills and gifts with our Partner Churches (colour green)
 - schools and teachers across the world (colour purple)
 - places where natural disasters have happened, eg earthquakes or floods (colour red).

Dice prayers

'Dice Prayer' is like playing a game with dice. People pray for things on the list below depending on what number they have. (For example, a person shakes a die and throws it. If it shows 1, then that person prays for everyone in the group.)



1. Prayer for everyone in your church and your circuit.
2. Prayer for a Partner Church.
3. Prayer of thanks for mission partners who work with Partner Churches overseas.
4. Prayer for children across the world.
5. Prayer for projects funded by JMA and the World Mission Fund.
6. Prayer for the Methodist Church in the UK and abroad.

You can say the prayers if you like, or perhaps write them down on paper or card to hand out to people in church. You could also express your prayers for the above by drawing them using art materials.

Pick a story from Rainbow and choose one of the groups, people or churches to pray for each day for seven days."

A
B
C
D
E



Thank you to all JMA champions (collectors)

Thank you for talking about and sharing the projects in *Rainbow* with others and for the money you raise for the World Mission Fund and the Mission in Britain Fund. This benefits and touches so many lives across the world and in the UK.

JMA champions at Starbeck Methodist Church in Harrogate raised a total of £639.73 over the last year. The church has over 35 collectors in its Sunday Club, and they collect every Sunday morning. "It's a great way for younger members of the church to meet older members," says JMA Secretary Elaine Witham.



Here's a photo of Loughton Methodist Church JMA champions (left) with their certificates, and a photo of Starbeck Methodist Church Harrogate champions (above).



I really like the rainbow balloons. Some of the Starbeck champions are in the Girls' Brigade and the Boys' Brigade. Can you spot which ones?



Catshill Methodist Church Sunday Club JMA champions, featured in the last issue of *Rainbow*, raised £325.00.



The Lee family from Korea were special guests at a JMA event at Ashbourne Methodist Church. The champions learnt about history and faith life in Korea. They also sampled some Korean snacks.



Challenge 1: Serve

Write a letter of support to a mission partner from your JMA group.

September

£

Challenge 2: Serve

Hold an international event in your community.

October

£

Challenge 3: Pray

Pick one project that the Mission in Britain Fund supports to pray about.

November

£

Challenge 4: Learn

Find out more about the Shade and Fresh Water project in Brazil and share this with your church congregation.

December

£

Challenge 5: Serve

Ask for a slot each month in your church service to share news from our Partner Churches.

January

£

Challenge 6: Pray

Write about the work of two mission partners for your church notice sheet, encouraging people to pray for them.

February

£

Challenge 7: Serve

With the help of your group leaders, organise a fundraising event for JMA.

March

£

Challenge 8: Learn

Play the two mission fund videos to your church and organise a collection for this work.

April

£

Challenge 9: Serve

Tell us about your group and how you support JMA.

May

£

Challenge 10: Learn

Have a look through our booklet, *International Partnership Development for Local Churches*.

June

£

Challenge 11: Serve

Encourage one other person you know to be a collector for JMA.

July

£

Challenge 12: Learn

Plan an all-age JMA Commissioning Service.

August

£

Raised in
2012/2013

£

Target for
2013/2014

£

Raised in
2013/2014

£

“Learn, pray and serve with the worldwide Church of Jesus Christ.”

It is important that all three actions are taking place and that we know we are doing them with the whole Church supporting us.

JMA CHALLENGES 2013/2014

Here are 12 challenges for you to complete between September 2013 and July 2014.

Challenge 1: Serve

The Methodist Church has 60 Partner Churches worldwide in the following areas: Africa, Europe, Asia & the Pacific and Latin America & the Caribbean. Pick one of the areas and find out about the mission partners serving there. Write a letter of support from your JMA group to a mission partner of your choice.

Challenge 2: Serve

Hold an international event in your local community and invite your friends and family. Play games and music from around the world. Invite people to bring food from different countries to share.

Challenge 3: Pray

The Mission in Britain Fund supports mission opportunities, including grants to local churches, circuits and districts. Twenty percent of what you raise supports this fund. There are many projects that have been supported. Pick one of the projects each week to pray about and use the suggestion below to help you.

Use the fingers on your hand as a guide for prayer:

Thumb: Pray for the leaders of the project.

First finger: Pray for those who use the services provided by the project.

Second finger: Pray for the community where the project is based.

Third finger: Pray for the project's future.

Fourth finger: Pray for the church the project is linked to.

Challenge 4: Learn

The Shade and Fresh Water project is a World Church partner project in Brazil. Find out more about the project and share this with your church congregation. (Hint: look at the summer 2012 issue of *Rainbow*).

Challenge 5: Serve

Mission Matters and World Church bulletins are available as downloads from www.methodist.org.uk. They are full of information on what work the World Mission Fund (JMA) supports in our Partner Churches. Ask for a slot each month in your church service to share this information. You could make a PowerPoint presentation using the information in *Mission Matters* to share with your church.

Challenge 6: Pray

Pick two of the mission partner letters and updates each week and write about their work in your church notice sheet or magazine. Encourage the church to pray for these mission partners.

Challenge 7: Serve

With the help of your group leaders, organise a fundraising event for JMA. Create a display for the event using the newsletters from mission partners and information on the Methodist website. Use your copies of *Rainbow* for ideas on food and crafts for the evening.

Challenge 8: Learn

There are two videos that outline the work of the two mission funds: *Transforming Britain one life at a time* covers the Mission in Britain Fund; *Discipleship on a world map* is all about the World Mission Fund. Play these two videos to your church and organise a collection for this work after the

service. You can download the videos from www.methodist.org.uk/mission/mission-in-britain (for Mission in Britain) and methodist.org.uk/mission/world-church/resources/world-mission-videos (World Mission).

Challenge 9: Serve

Tell us about your group and how you support JMA. Send us photos and details of activities in which you have been involved. We will include these on our website www.childrenandyouth.org.uk. Send by post to Children & Youth, Methodist Church House, 25 Marylebone Road, London NW1 5JR, or email childrenandyouth@methodistchurch.org.uk.

Challenge 10: Learn

Make links with churches in other parts of the world: Our booklet, *International Partnership Development for Local Churches* provides guidelines to support congregational, circuit and district partnerships. Download a copy from www.methodist.org.uk/downloads/me_Partnership_document.pdf.

Challenge 11: Serve

Encourage one other person to collect for JMA.

Challenge 12: Learn

Plan an all-age JMA Commissioning Service for the autumn, using the JMA Commissioning Service material.

To order your JMA resources, telephone: 01733 235962 or visit www.methodistpublishing.org.uk.



I challenge you to:

I challenge myself to:

The JMA Promise:

**I promise to
learn, pray and serve
with the worldwide church
of Jesus Christ**

JMA (Junior Mission for All) is part of the World Mission Fund and the Mission in Britain Fund.



Cut out our JMA champion card (cut this out and glue the two sides together, then fold down the middle like a book, to form a card). You can use this in church or school to help you share with people about JMA, the World Mission Fund and the Mission in Britain Fund. You can add your own challenge to those in your church (for example, “I challenge you to say a prayer each day for a different Partner Church”).

The World Mission Fund supports and funds Partner Churches, mission partners and nationals in mission appointments throughout the world.

We do this by:

- **working alongside Partner Churches** to share and learn from each other
- **sharing of financial resources** to equip churches for mission, ministry and church growth
- **sharing of resources** which ‘tell the story’ about places and people where a first-hand experience is not possible.

The Mission in Britain Fund supports a wide spectrum of mission. helping Methodists around the UK to deliver effective mission in their local communities, and supporting work that is of connexional significance:

- mission alongside the poor
- chaplaincy
- sharing the gospel with all ages
- supporting Methodist Heritage sites
- using our church buildings to serve local communities.



JMA Champion card

JMA and Mission in Britain



Here are three projects in the UK which JMA have helped to support through the Mission in Britain Fund.

Investing in young people

The Balliol Youth and Community Centre (BYCC)

The BYCC team have strived to create a safe space for young people in Longbenton in North Tyneside. They have a skate park and a breakfast club called 'the Breakfast Thing'.

Marty used to attend the youth centre when he was younger. He says it stopped him from going off the rails during a particularly hard time in his life; he had become depressed when his father left home, leaving him to support his mother (who in turn was looking after Marty's disabled sister). Marty says BYCC gave him hope, encouragement and a challenge to set goals and achieve them. He went on to study at university and has now returned to BYCC as a youth worker.



Investing in family life

The Mission in Britain Fund has given a grant of £8,000 towards employing a family cohesion worker for the Rosehill Methodist Community Primary School in Ashton-Under-Lyne, east Manchester.



The worker's job is to tackle bad attendance and behavioural problems, and to build relationships between the school and the families whose children go there. The school sometimes runs parenting classes to support parents in the very precious role of bringing up children.

Bringing hope, equipping lives

This is the motto (the rule that they live by) of Family Support Services (FSS), based at the Bridge Centre in Stoke-on-Trent. FSS help support families who are facing difficult times, teaching them skills and offering them practical help to get through those difficult times.

Someone who used FSS said: "I am now able to think that I have a brighter future."

God's love in action

The Stockport Wellspring Carer and Toddler Club is based in Woodhouse, Durham.

It provides advice on parenting skills and opportunities to meet and talk with others in similar circumstances. The project also has a furniture recycling scheme and a shop that receives donated household goods, furniture and clothes for people who do not have a lot of money to buy new ones.



This is a report from Haley Moss, the Methodist Church youth president, on her recent visit to Brazil.

Brazil

Country facts: Brazil

Capital City: Brasilia

Continent: South America

Population: 201,009,622

Climate: Tropical and subtropical; some areas have a lot of rain

Languages spoken:

Portuguese (official and most widely spoken language). Other languages include Spanish (in border areas and schools), German, Italian, Japanese, and English

Brazil has the biggest rainforest in the world, the Amazon Rainforest.

Brazil has the second highest Christian population in the world.

Scientists have estimated that there may be up to four million species of plants and animals in Brazil.

Brazil has won the World Cup five times.

Youth president's visit to Brazil February 2013

Hi! My name is Hayley and I'm the youth president of the Methodist Church in Britain – which means that I was chosen to represent all of the children and young people connected to our Church. In February, I went to visit the Methodist Church in Brazil. My trip was such an adventure! I spent two and a half weeks there and my hosts took me to see lots of the mission work that they do. We visited kids' clubs, an old people's home, a health centre, a project for homeless people to go to and be looked after and much more. I saw churches in big cities; I travelled for hours in a Land Rover to visit a remote tribe and I went on a canoe to visit a riverside community in the middle of the Amazon Rainforest. It was inspiring to see that God is there in Brazil just as God is here with us in Britain, and is helping the Methodist Church in both countries to show people how much we are all loved.





The hospital boat (Manaus)

This hospital boat travels along the Amazon, visiting the people who live by the river. Doctors, nurses and dentists travel on the boat. There aren't any hospitals in most of the rainforest, so the boat provides very important care. The boat has a dentist's surgery, rooms for doing check-ups and minor surgery, and a pharmacy full of medicine. Last year alone, 17,000 people received treatment!



Favelas (São Paulo)

This is me with some of the friends I made in São Paulo. We are standing in front of a *favela*. *Favelas* are places on the sides of hills and mountains, where people live in poor quality houses that are very squashed together. The lady on the right runs a free kindergarten for children from the *favela*. They go every day to play, learn, have a healthy meal and have a shower.



George the missionary (Amazonas)

Every weekend, George makes the epic journey to visit a riverside community who live deep in the Amazon rainforest. He leaves at 5am; travels by Land Rover for three hours; then walks for an hour and

then travels a final hour and a half in a tiny canoe. He spends time with the families, encouraging them and telling them about the gospel message. One said, "God had saved me. I am very grateful to God and the Church for all you have done for me, it has changed my life. Now I am safe."



The Maruwai Tribe (Roraima)

I spent two days with the Maruwai Tribe. Their nearest town is a four-hour drive away. There are 188 people in the tribe; every one of them is a Christian and a member of the Methodist Church. We slept outside in hammocks, ate great food and joined them in their church service, which was very loud and enthusiastic.



Fruit (Manaus)

I loved tasting the delicious exotic fruit. There were many more types than we have in Britain. We bought some from a stall by the side of the road.



The water pump (Roraima)

The Maruwai Tribe had been getting water from a stagnant pool, which was often making them sick. The Methodist Church in Brazil gave them enough money to build a well, pump and water tank. This has

made a very big difference to their lives. Cize, the tribe's minister, said: "We have clean water to drink; we have better health; we can take a shower and we can grow crops. It makes everything different for us, because everything depends on water."



Maria (Rio)

I met Maria in a centre called LAMAG which cares for elderly people. Maria is 86 and she has lived in the centre for 4 years. Some of the people in the centre very rarely get visited by their families. People from the First Methodist Cathedral in Rio give a lot of support to the centre, by donating money and by visiting. The residents feel safe because everything they need is there.



Computer classes (Rio)

In partnership with Coca Cola, the Methodist Church in Brazil runs free computer classes. This is very helpful as it means that people are more likely to be able to get a job.



A barbecue

Brazilians love to barbecue! It was really hot and sunny for most of the time that I was in Brazil so our hosts prepared a BBQ Brazilian style for us.

Brazilian Games

Queimada

Queimada is a 'dodgeball' game in which two teams play against each other.

You will need to:

- play this in the garden or playground
- have 10 small balls (tennis balls or miniature footballs)
- wear trainers.

As you do in dodgeball, divide the area into two halves – one for each team. You should also separate one area where people go to 'sleep'. At the beginning, one member from each team starts off 'asleep'. 'Sleeping' players have the balls in their area and throw balls to their teammates, who in turn throw the balls at their opponents (as in dodgeball). If a player is hit by a ball, they join the 'sleepers'. The game ends when all the members of one team are in the 'sleep' area.



Luta de galo

('rooster fight' in the Portuguese language)

You will need:

- a large open space (either in or outdoors)
- trainers
- a napkin or handkerchief.

Any number of children can play. You play in pairs – but you are opponents, not teammates. Each child tucks a handkerchief or piece of cloth into their belt or waistband. Hold your right arm down by your side (your left arm if you are left-handed) and hold up your left leg. Players must hop around on one leg and use their free arm to snatch their opponent's handkerchief. Disqualification occurs if you lose your handkerchief, if you put your leg on the ground or if you use the arm that is supposed to be by your side.



Cinco Marias



A 'pick-up' game.

You will need:

- time to prepare and make the stones
- air-drying clay (different colours or plain)
- clear varnish
- newspaper to cover the floor and table when making the stones
- poster paint and a brush.

Begin by making your five clay stones. These should be the size of a 50p piece and about 1cm deep.

Once you have made the stones, leave them to dry. If you've used plain clay to make them, paint them after they have dried, then leave them to dry again.

Varnish the clay stones and leave them to dry once again (you will need an adult to help you with this).

You can now play:

Cinco Marias can be played with two to four children. All you need are five flat, clay stones. The game is similar to jacks. Throw all five clay stones on the floor. Pick one up with one hand and throw it in the air about 15cm high. Pick up another clay stone with the same hand and catch the tossed clay stone before it lands. Repeat this until you have all the clay stones. In the next round, you must grab two clay stones at a time, then three and then all four, so it gets harder and harder as you go on.



Brazilian Activities

Macaroni chain

Vibrant colours are popular in Brazil. Try making some brightly coloured jewellery with macaroni.

You will need:

- macaroni or pasta tubes
- string or wool
- poster paint in bright colours (eg red, green, orange or yellow)
- a paintbrush.

Use dry macaroni and paint the individual pieces in different colours. Let them dry. Once dry, thread them onto a string. Tie the ends of the strings together to make a necklace.



River in a plastic cup

You will need:

- an adult to help you
- blue jelly mix
- Haribo Freaky Fish.

Make the blue jelly mix according to the directions on the box. Pour into clear plastic cups and place in the fridge for a short while (about 45 minutes). When they're partially set, take them out of the fridge and place a few Haribo Freaky Fish in each cup. Then put them back in the fridge until they're completely set.

Brazilian maracas

You will need:

- a paper plate (large, dinner size)
- dried macaroni or rice
- a stapler and some sellotape
- crepe paper
- felt-tip pens.

Decorate the back of the paper plate with bright, colourful designs, then fold it in half so that it forms a semi circle. Staple the edges of the paper plate closed, leaving an opening at the top just big enough to pour the rice or macaroni through. Pour uncooked macaroni/ rice into the paper plate and then seal the hole with staples. Finish the maracas by stapling pieces of crepe paper around the edges of the half moon so that you can hold it by the middle and shake.



Music is a very important part of the Brazilian culture. Brazilians love carnivals, dancing and live music. You may have seen examples of this in the Olympic closing ceremony last summer. The next Olympic and Paralympic Games are being held in Brazil in 2016.

Water creatures of the Amazon Anagrams

Brazil has the largest area of rainforest in the world. It contains more than a million different

insects, thousands of different plants and more than a thousand different birds. The River Amazon mainly flows through Brazil and Peru.

Can you solve these anagrams of sea and river creatures who inhabit the mouth of the Amazon?

1. knip phodnil

2. virre uttrei

3. eeantam

4. eas uttrei

5. helaw

1. Pink Dolphin, 2. River Turtle, 3. Manatee, 4. Sea Turtle, 5. Whale

Dear JMA Secretaries


Thank you for your ministry with children, and for enabling them to engage with the worldwide Church.

The following resources are now available:




JMA challenge chart 2013/2014

An example of this can be seen on the centre pages of *Rainbow*. It can be used individually or by a group or by the whole church. There are 12 challenges (one for each month). Some of these are to find out and share information; others are fundraising ideas. Encourage children and church members to be JMA champions.



2013/2014 JMA badges and certificates

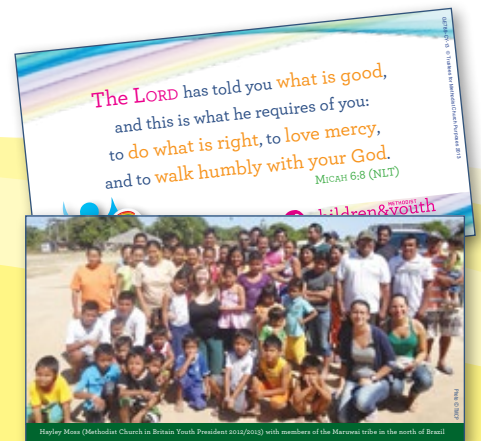
Available from Methodist Publishing.



JMA commissioning service 2013/2014

This is designed to use during the service while the children receive their certificates. Every year, JMA secretaries and JMA champions (collectors) can be rededicated for this ministry. It is an opportunity for the Church to say thank you and acknowledge this

valuable ministry and for the JMA secretaries and champions to re-commit for the following year.



JMA prayer card

This can be given out to congregations, parents and children, and is also available from Methodist Publishing.




Mission Matters

Personal stories of the lives transformed by projects in Britain and around the world are shared in this publication, which showcases recent grants from



For orders and enquiries, please call Methodist Publishing on 01733 235962 or visit www.methodistpublishing.org.uk.

the Mission in Britain Fund and the World Mission Fund. If you would like to receive one or more hard copies to share with others, please email missionfunding@methodistchurch.org.uk or telephone 01733 235962. You can also download a pdf version from www.methodist.org.uk/mission/mission-matters-magazine. There is also an archive of previous issues you can download.



Mission and Ministry in Britain

This provides information on the income and expenditure of the **Mission in Britain Fund**. It is available from Methodist Publishing or downloadable from www.methodist.org.uk/mission/mission-in-britain/mission-in-britain-report. The 2013 report is due out in July.



The Methodist Missionary Society Review

This provides information on the income and expenditure of the **World Mission Fund**, along with stories of projects from around the world. Order from Methodist Publishing at www.methodistpublishing.org.uk or by calling 01733 235962, citing product code DL525-CT-11. This is also downloadable from www.methodist.org.uk/worldchurch. The 2013 report is due out in July.

Don't forget to look at the **World Church Blog** for up-to-date and current information on Partner Churches: worldchurchrelationships.wordpress.com.



The World Church Bulletin

Sign up to the monthly World Church Bulletin email to find out how your World Mission Fund donations and prayers are supporting our Partner Churches and organisations all around the world. Read about how mission partners from the UK, also funded through the World Mission Fund, are working alongside our overseas partners to serve the local church and community. Sign up here: www.methodist.org.uk/signup.

Please note: a printed version of the bulletin is not available.



¿Hablas español?

Here are some Spanish phrases for you to try.



English	Spanish
How are you?	¿Cómo está?
Good, thanks	Bien, gracias
What's up?	¿Qué tal?
It's nice to meet you	Mucho gusto
It's nice to meet you too	Igualmente
Good afternoon	Buenas tardes
Good night	Buenas noches
Goodbye	Adiós
See you tomorrow	Hasta mañana
See you later	Hasta luego
See you soon	Hasta pronto
We'll see you soon	Nos vemos
Hello	Hola
Happy birthday	Feliz cumpleaños
Merry Christmas	Feliz Navidad
Happy New Year	Feliz Año Nuevo
Happy Easter	Felices Pascuas
Best wishes	Saludos
Welcome	Bienvenido
Congratulations	Felicidades
Enjoy your meal	Que aproveche
All the best	Que le vaya bien
Enjoy yourself	Que se divierta
Good luck	Buena suerte
Safe journey	Buen viaje
Bless you	Salud
Good health	A su salud

